

Youth Engagement and Progression in Denbighshire

School leavers who do not engage in education, employment or training – the situation in Denbighshire

Reducing the number of disengaged young people aged 16 and beyond has been strategically targeted in Denbighshire since 2004 through partnership working. It has featured in each Annual Network Development Plan (and from 2013 the North Wales Regional Development Plan), and from 2007 became one of the Welsh Government's 'Vision into Action' targets, alongside increased participation in education and training at 16. A report on progress against these targets has been made annually to the Welsh Government as part of the Annual Network Development Plan (ANDP) and RNDP. A key partner has been Careers Wales (formerly Careers Wales North West, and Careers Wales North East) with whom we have worked jointly on engagement and Keeping in Touch projects. The first of the latter received ESF funding and ran from 2004 to 2008, putting detached Careers Advisers into the wider community to contact those young people with whom we had lost touch since leaving school. When ESF funding finished, Denbighshire supported continuation of a modified Keeping in Touch project through the Denbighshire ANDP an Engagement Strategy was developed in 2008; the purpose being to bring together all those groups working with young people who were not engaging in education or training beyond the age of 16. Each of the providers of services of the national ESF project 'Reach the Heights' £49m project was invited, and attended, meetings of the Denbighshire Engagement Group, to explain what they were offering. A Practitioner's Group, reporting to the Engagement Group shared information, discussed and supported individual young people.

Since 2005 Denbighshire has directed funding from the 14-19 budget to provide mainly college based vocational courses to improve the engagement of pupils aged 14-16 and to encourage progression at post 16. This has been supplemented by substantial extra funding between 2011 and 2014 after a successful application for ESF funding. The 'Potensial' project has been hugely successful in engaging pupils at 14 and in improving their attendance, attainment and progression.

In 2011 Denbighshire and Conwy, through the Local Service Board, successfully applied for ESF funding to address the needs of the 19-24 age group and the issues facing 19-24 year olds who had become NEET. The Progressive Engagement Project (PEP) has received the support and acclaim of the Deputy Skills Minister (2014) and others for its pioneering work.

In 2013 the Denbighshire Engagement Strategy was superseded by the Denbighshire Youth Engagement and Progression Plan that was accepted by the Welsh Government in March 2014. The Plan details how Denbighshire intends to

implement the Youth Engagement and Progression Framework and work with young people in each of the 5 Tiers of engagement and the Youth Guarantee. The Plan was approved by the Welsh Government to be in the first phase of Welsh unitary authorities implementing their plan from September 2014.

From April 2014, all funding received through the 14-19 Learning Pathways grant has been directed to Youth Engagement.

Have these engagement strategies, plans and activities been successful?

The trends in Key Performance Indicators over time are positive. The % of year 11 leavers becoming NEET at the age of 16 has steadily reduced; participation in full time education and training (FTE) and full time education or training (FTET) have both increased. The % entering full time education, employment or training (FTEET) rose until 2012 and has since fallen back.. The % of Year 11 leavers achieving the Level 2 Threshold of 5 GCSE A* to C or equivalent has also risen steadily and is one of the highest in Wales. These can be seen in the accompanying tables.

Table 1

Destinations of Year 11 leavers from 2005 to 2014 in Denbighshire

Denbighshire - Key Engagement Indicators 2005 - 2013	3 Year Moving Averages											
	NEET	Rank	FTE	Rank	FTET	Rank	FTEET	Rank	NEET	FTE	FTET	FTEET
2005	6.3	10	76.8	11	82.2	18	88.2	14				
2006	6	11	76.7	11	82.2	20	86.7	21				
2007	4.9	6	82.1	2	85.6	10	90.9	7	5.73	78.53	83.33	88.60
2008	6.2	9	82.6	5	86	11	88.5	12	5.70	80.47	84.60	88.70
2009	4.4	6	83.3	9	86.4	18	88.6	20	5.17	82.67	86.00	89.33
2010	4.4	10	85.7	7	89.5	11	92.4	11	5.00	83.87	87.30	89.83
2011	3.6	9	89.9	2	91.9	10	93.2	12	4.13	86.30	89.27	91.40
2012	2.9	5	88.3	5	91.4	11	93.8	11	3.63	87.97	90.93	93.13
2013	4.1	16	88.4	3	89.5	5	91.4	21	3.53	88.87	90.93	92.80

Notes:

NEET – not in education, employment or training

Rank – compared with the 22 authorities in Wales

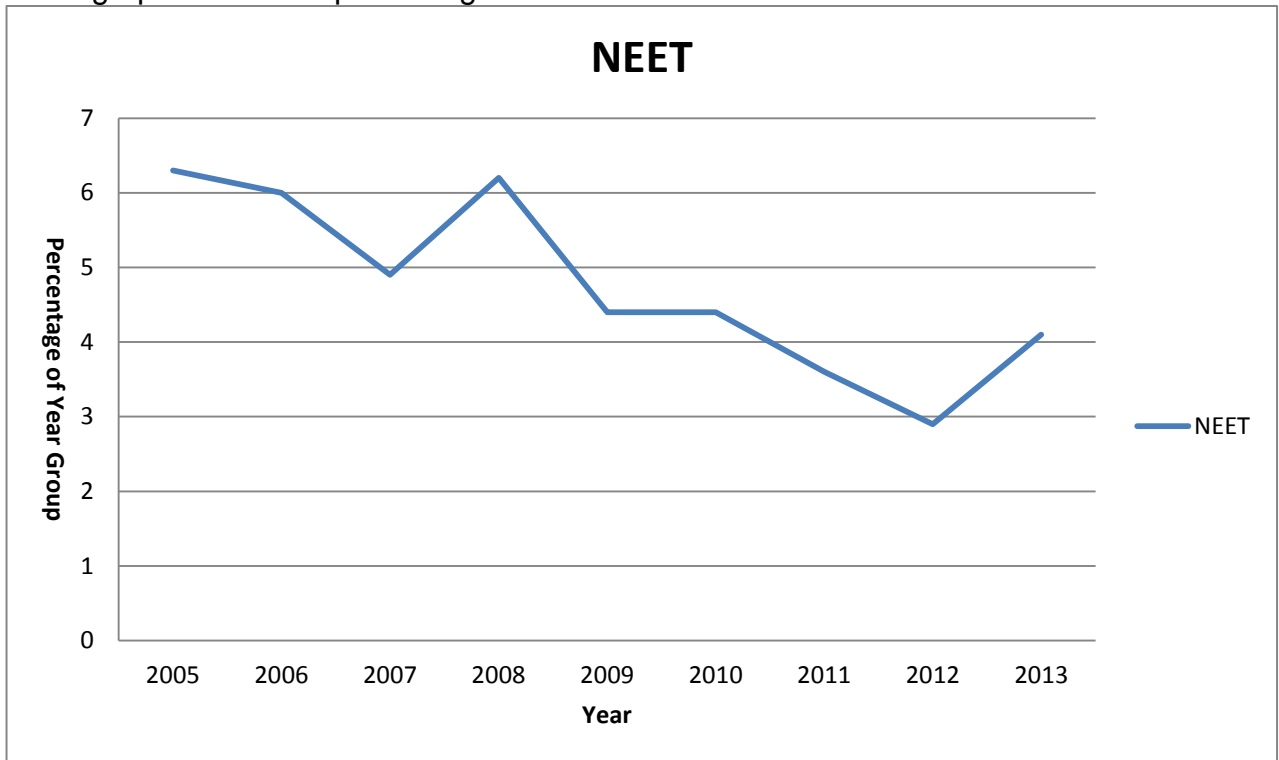
FTE – in fulltime education

FTET – in full time education or training

FTEET – in full time education, employment or training.

3 Year Moving Average – the average of successive three year periods e.g. the 3 year moving average for FTE in 2007 was 78.53; this is the average of the 3 years 2005, 2006 and 2007. That for 2008, 80.47, is the average of 2006, 2007 and 2008 and so on

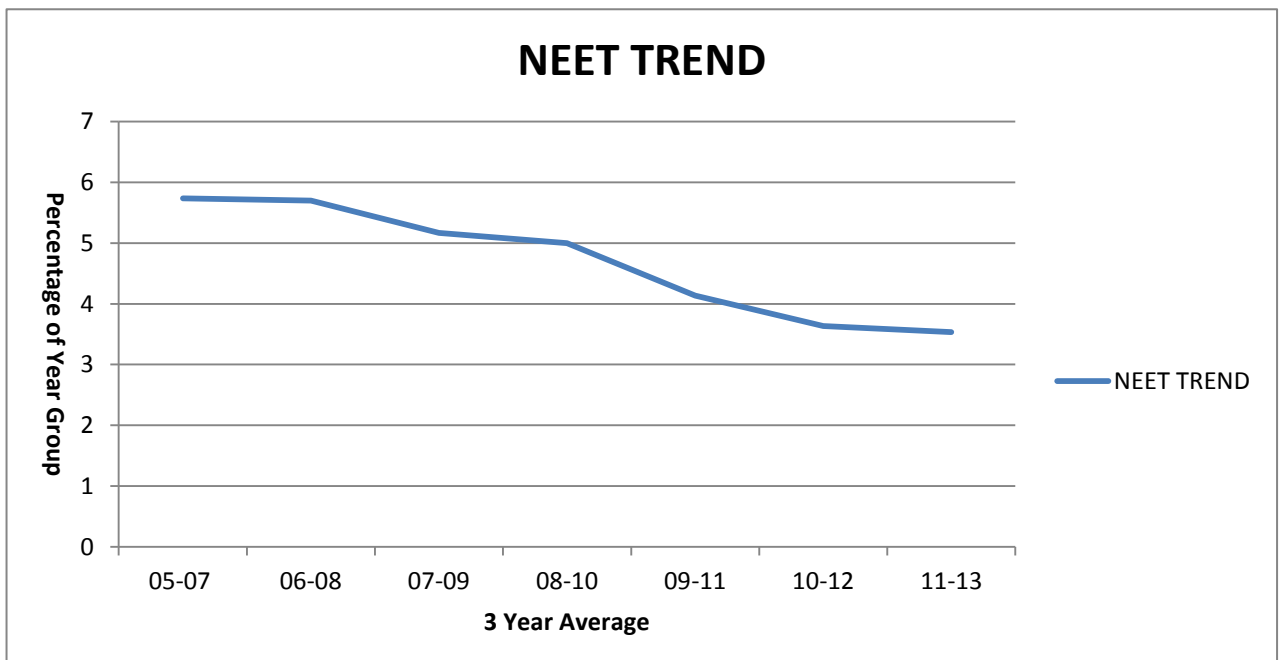
This graph shows the percentage of Year 11 leavers who were known to be



NEET on 31st October

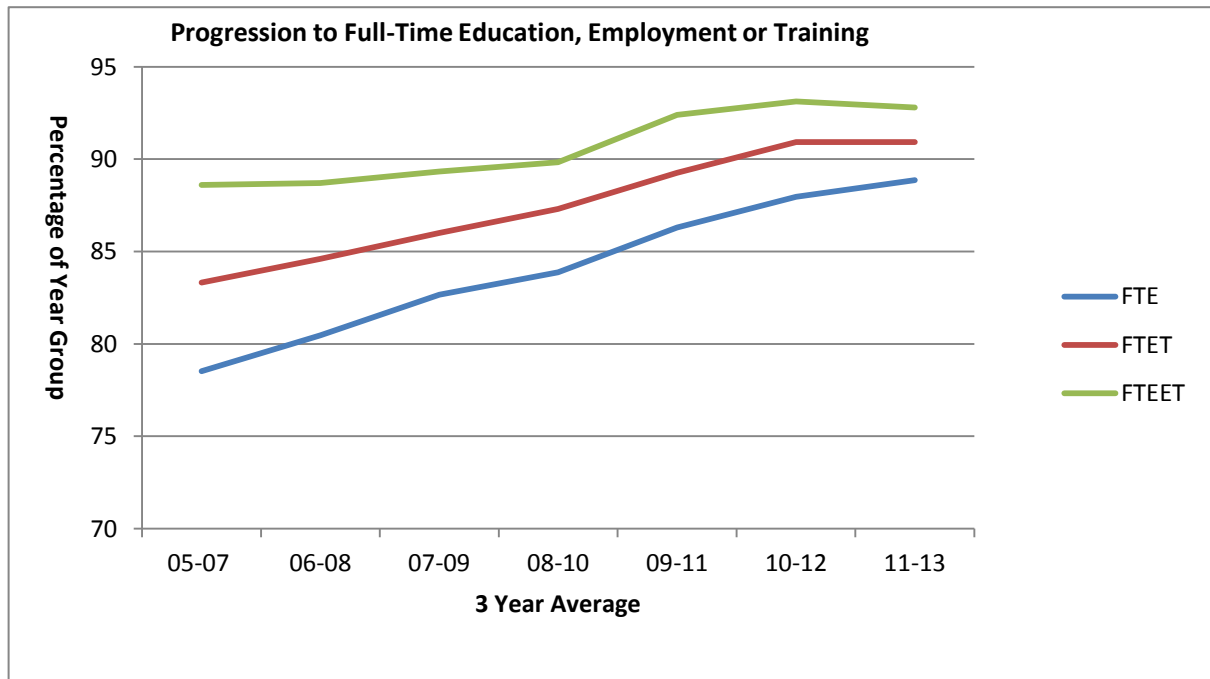
The % has dropped year on year with just 2 negative spikes in 2008 and 2013. We have looked in detail with Careers Wales at the 2013 data and for reasons why the actual numbers becoming NEET rose from 36 in 2012 to 53 in 2013. The cohort was larger (by 45) and more progressed to FTE in 2013; the dip has come in training and employment (FTET and FTEET) - see Table 1. 33 of the 53 had moved into positive outcomes with 20 on Tier 5 provision by December 2013.

Trend shows a steady decline in the percentage of young people classified as



NEET

Graph showing the percentage of young people moving on to positive outcomes.



The steady increase in the percentage of young people progressing into full time courses in the Sixth Form or Further Education College reflects the yearly increase in the percentage achieving the Level 2 Threshold and is consistent with the County Council's priority of developing higher level skills in the workforce. The flattening of the trend lines for full time education and training and employment (FTET and FTEET) is of concern but largely outside of our control unless we can attract significant inward investment. We continue to market the apprenticeship pathway quite vigorously with pupils and businesses, but we are dependent on business to provide apprenticeship training opportunities and jobs.

Working with 17 and 18 year olds who are NEET

The Welsh Government restructured Careers Wales during 2012 and 2013 to operate as one company. One fundamental change that resulted from this was the response to the Minister's request for monthly reports on NEETs at 17 and 18. We have had the benefit of receiving these reports from July 2013 which show the actual numbers of young people at the ages of 17 and 18, and their engagement status within a tiering classification system.

Using the Careers Wales client database the engagement status of 16-18 year olds is tracked and reported to Welsh Government and Local Authorities using the tiered system, currently defined as follows:

Tier 5: Sustaining engagement in Education, Employment or Training (EET)

Tier 4: In EET but identified as in danger of dropping out/in a job without training

Tier 3: Unemployed: either actively seeking EET, or requiring 'light touch' support to be ready to enter EET

Tier 2: Unable to enter EET: either because of circumstance (young carer; pregnancy; custody; sickness) or because of significant or multiple barriers requiring more intensive support.

Tier 1: Unknown to Careers Wales

Through the Engagement and Progression Coordinator we

- Manage the data process and guide the early identification system at a local authority level, to be aware of which young people are least likely to make successful transitions at 16 or be of concern pre-16;
- Facilitate the process/systems to start to identify the specific support needs of young people to feed into the brokerage conversation;
- Broker an understanding between partners as to which organisations are doing what to support a young person at any given time;
- Facilitate the allocation of lead workers as appropriate, and ensure that lead worker support is offered to those identified as requiring additional support;
- Receive feedback (through agreed mechanisms) from lead workers where support is not helping a young person move forward and to work with partners to find new solutions;
- Manage the provision mapping at a local authority level to inform the YEP prospectus; and
- Manage the interface between the local authority Careers Wales on data

We have also developed an Information Sharing Protocol (ISP) that conforms to the Welsh Accord for Sharing Personal Information to enable lead workers from partnership organisations to work together on behalf of individual young people in order to help them move up the Tiers.

The most recent report refers to the monthly reports for the last year including July 2014. Numbers do fluctuate with the start and end of terms, training programmes and the like. The current % of 16-18 year olds who are in Tiers 1 to 3 is 9% which is also the average for the year July 2013 to July 2014 and meets the Minister's target to be achieved by 2017. We will be striving to reduce this by even more with the operationalization of Denbighshire's Youth Engagement Action Plan.

Careers Wales 5 Tier Reports for Denbighshire July 2013 to July 2014

16-17 Year Olds							
	Tier 1	Tier 2	Tier 3	Tier 4	Tier 5	Total	Tier 1 - 3
Jul-14	37	21	50	111	1031	1250	8.64%
June	37	17	50	119	1109	1332	7.81%
May	36	16	57	123	1190	1422	7.67%
April	40	10	68	121	1277	1516	7.78%
March	43	10	70	137	1359	1619	7.60%
February	52	11	72	151	1445	1731	7.80%
January	57	11	70	157	1524	1819	7.59%
December	66	6	75	177	1593	1917	7.67%
November	66	5	91	187	1658	2007	8.07%
October	52	6	93	220	1599	1970	7.66%
September	48	3	53	109	983	1196	8.70%
August	55	6	59	101	940	1161	10.34%
July	60	5	61	101	1011	1238	10.18%

18 Year Olds

Tier 1	Tier 2	Tier 3	Tier 4	Tier 5	Total	Tier 1 - 3
49	8	29	62	713	861	9.99%
39	9	32	53	637	770	10.39%
37	8	30	45	557	677	11.08%
31	8	28	40	475	582	11.51%
25	8	19	39	386	477	10.90%
17	6	18	33	289	363	11.29%
13	5	12	23	219	272	11.03%
8	4	10	18	139	179	12.29%
5	2	5	9	67	88	13.64%
60	13	88	85	1023	1269	12.69%
44	12	80	60	984	1180	11.53%
35	13	80	48	902	1078	11.87%
32	13	71	45	800	961	12.07%

16 -18 Year olds

	Tier 1	Tier 2	Tier 3	Tier 4	Tier 5	Total	% in Tiers 1-3
Jul-14	86	29	79	173	1744	2111	9%
June	76	26	82	172	1746	2102	9%
May	73	24	87	168	1747	2099	9%
April	71	18	96	161	1752	2098	9%
March	68	18	89	176	1745	2096	8%
February	69	17	90	184	1734	2094	8%
January	70	16	82	180	1743	2091	8%
December	74	10	85	195	1732	2096	8%
November	71	7	96	196	1725	2095	8%
October	112	19	181	305	2622	3239	10%
September	92	15	133	169	1967	2376	10%
August	90	19	139	149	1842	2239	11%
July	92	18	132	146	1811	2199	11%
							9% Average

Welsh Government Minister's target is to reduce the number of 16-18 old young people who are NEET to 9% by 2017